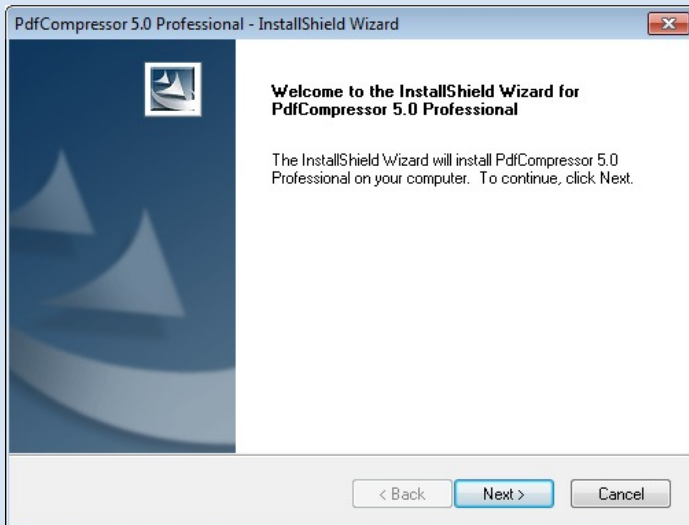
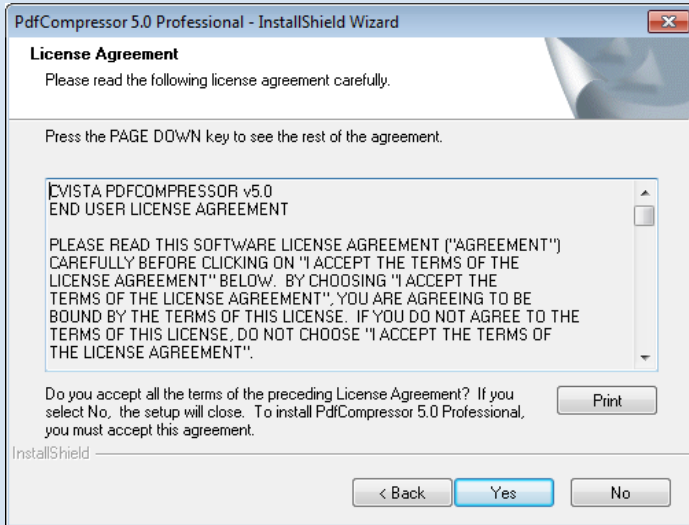


CVISION PdfCompressor Installation Guide

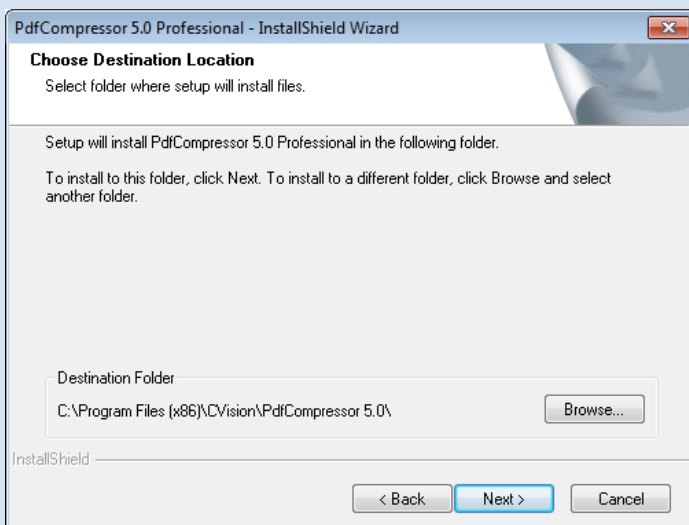




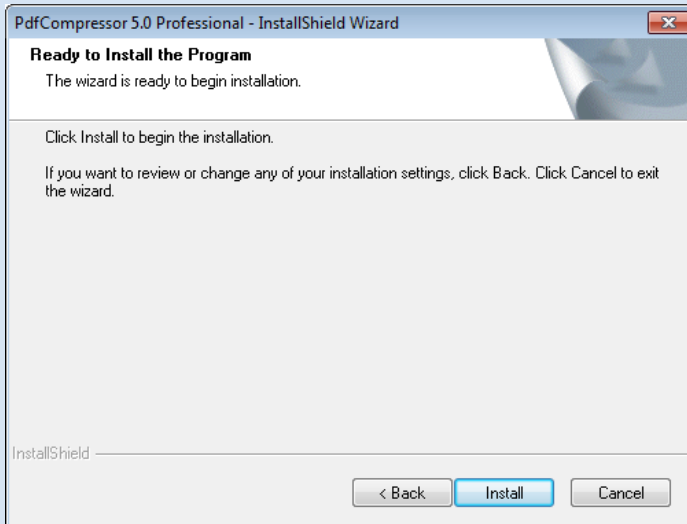
To start PdfCompressor installation, double click on the installation executable to start the PdfCompressor installation. You will see the following dialog box. Click Next.



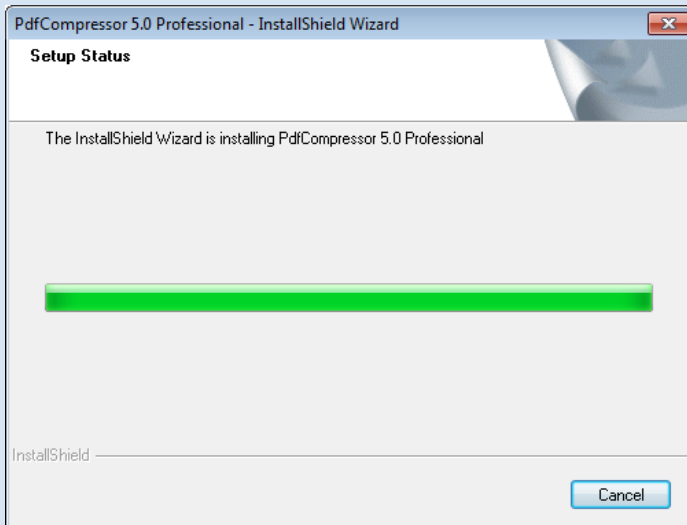
Read the License Agreement in the following window. You can also print it for later use. Click Yes if you agree to the terms of the license agreement.



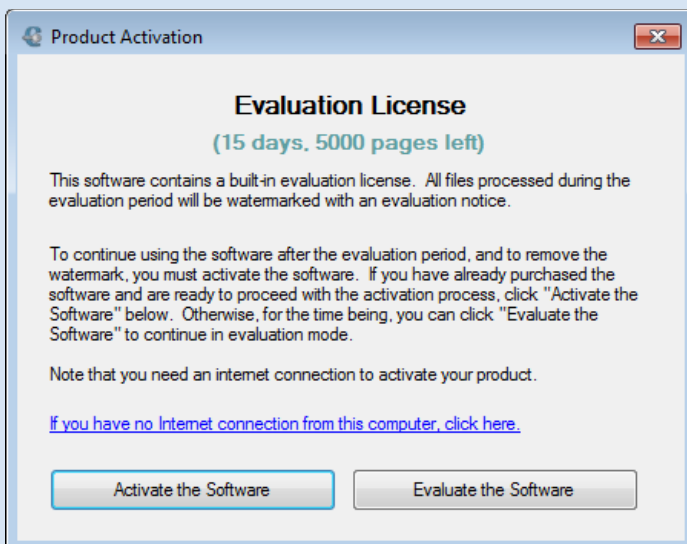
Select the directory where you want PdfCompressor to be installed by clicking Browse. You can leave it in the default directory and click Next.



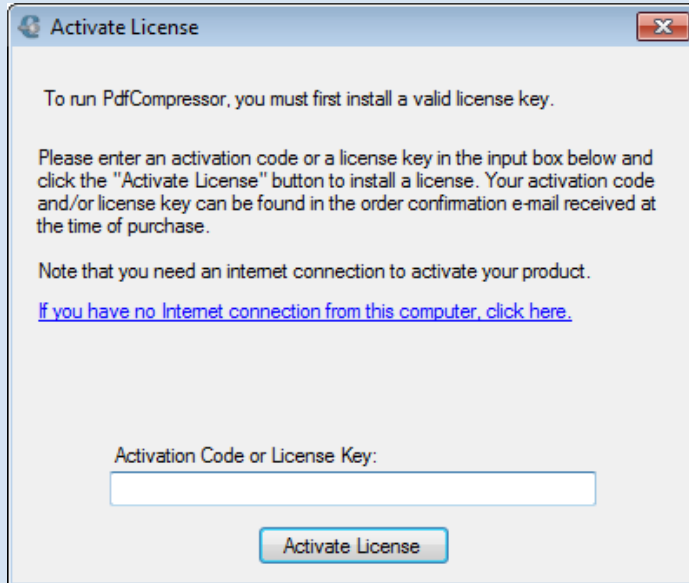
Once you are ready click Install to start the installation process.



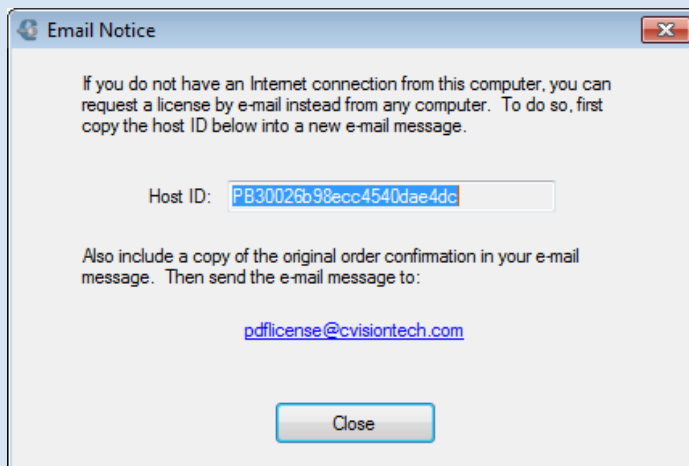
Wait for the installation to complete or click Cancel at any point to stop it.



After the installation is complete you are given a choice to either **Activate the Software** or **Evaluate the Software**. If you choose to **Evaluate the Software** you will be able to use PdfCompressor up to 15 days, with a limit of 5000 pages to compress. Please note that each compressed page will have a watermark in the evaluation mode.



Click **Activate the Software** to install a license for PdfCompressor. Input the activation code or license key into the **Activation Code or License Key** field and click **Activate License**. It is advised that you copy and paste the license key from the email you have received after purchasing PdfCompressor. Follow any prompts or instructions you see after clicking **Activate License**. Please note that you must have an internet connection to activate the license.



If you do not have an internet connection from this computer, you can request a license by e-mail instead from any computer. To do so, click on the **If you have no internet connection from this computer, click** here link.

Copy the Host ID and e-mail it to **pdflicense@cvisiontech.com** along with your original order confirmation e-mail. You will receive a license file

within 24 hours during business days. Copy the license file to the machine with PdfCompressor installed and double click it to install the license.